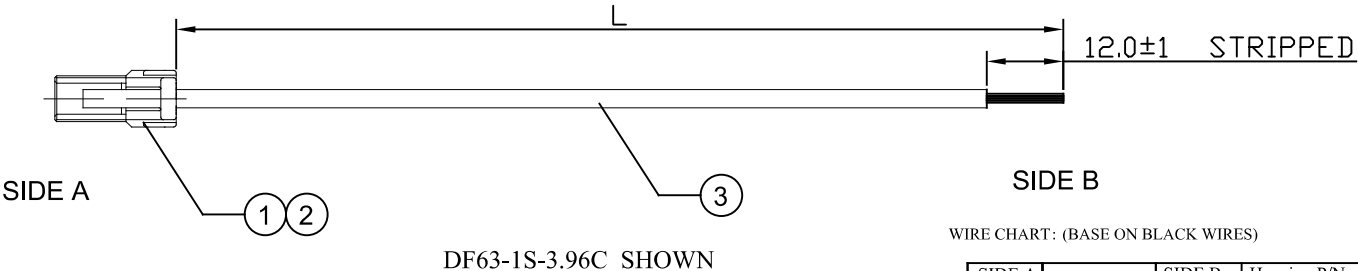
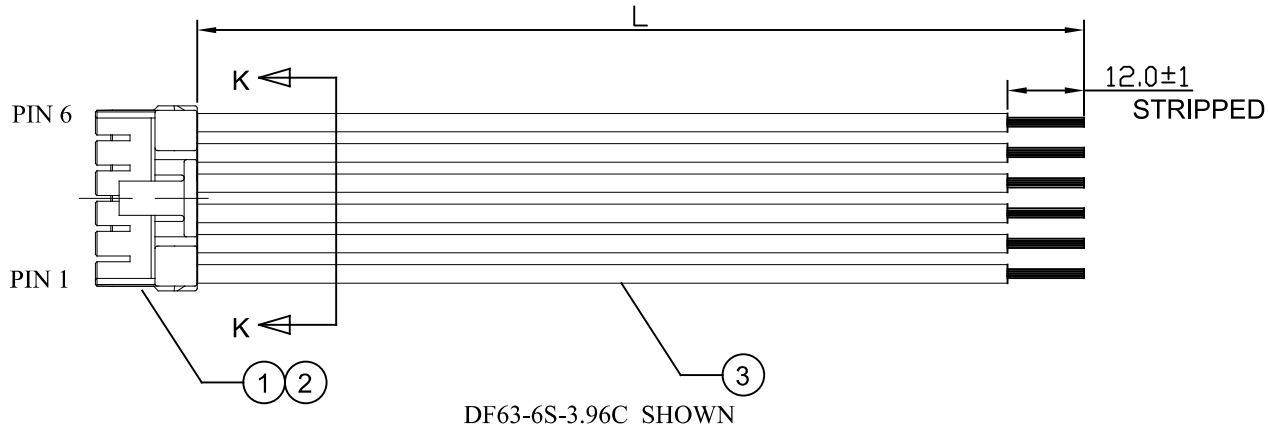
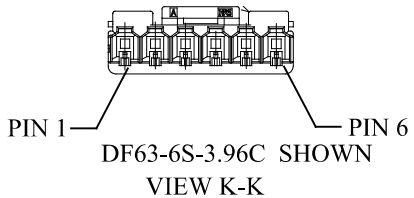


REV.	CHANG DESCRIPTION	BY	DATE
A	NEW RELEASE	MW	251201



Part Number Role:  
CB020406-011-BK

Color Code:  
Blank: Black  
RD: Red  
YW: Yellow  
GN: Green  
BE: Blue  
WE: White

Length Code

CKTS  
01: 1P  
02: 2P  
03: 3P  
04: 4P  
05: 5P  
06: 6P

WIRE CHART: (BASE ON BLACK WIRES)

SIDE A	SIDE B	Housing P/N
PIN 1	Black stripped	DF63-1S-3.96C
PIN 2	Black stripped	DF63-2S-3.96C
PIN 3	Black stripped	DF63-3S-3.96C
PIN 4	Black stripped	DF63-4S-3.96C
PIN 5	Black stripped	DF63-5S-3.96C
PIN 6	Black stripped	DF63-6S-3.96C

REMARK:  
1) ROHS 2.0 COMPLIANT.  
2) MEET IPC-620 SPECIFICATION.

CKTS	ASS'Y P/N	L(MM)	Tolerance	HSG P/N
1	CB020406-011	100	±3	DF63-1S-3.96C
1	CB020406-012	200	±4	DF63-1S-3.96C
1	CB020406-013	300	±4	DF63-1S-3.96C
1	CB020406-014	500	±5	DF63-1S-3.96C
1	CB020406-015	1000	±5	DF63-1S-3.96C
1	CB020406-016	150	±3	DF63-1S-3.96C
2	CB020406-021	100	±3	DF63-2S-3.96C
2	CB020406-022	200	±4	DF63-2S-3.96C
2	CB020406-023	300	±4	DF63-2S-3.96C
2	CB020406-024	500	±5	DF63-2S-3.96C
2	CB020406-025	1000	±5	DF63-2S-3.96C
2	CB020406-026	150	±3	DF63-2S-3.96C
3	CB020406-031	100	±3	DF63-3S-3.96C
3	CB020406-032	200	±4	DF63-3S-3.96C
3	CB020406-033	300	±4	DF63-3S-3.96C
3	CB020406-034	500	±5	DF63-3S-3.96C
3	CB020406-035	1000	±5	DF63-3S-3.96C
3	CB020406-036	150	±3	DF63-3S-3.96C
4	CB020406-041	100	±3	DF63-4S-3.96C
4	CB020406-042	200	±4	DF63-4S-3.96C
4	CB020406-043	300	±4	DF63-4S-3.96C
4	CB020406-044	500	±5	DF63-4S-3.96C
4	CB020406-045	1000	±5	DF63-4S-3.96C
4	CB020406-046	150	±3	DF63-4S-3.96C
5	CB020406-051	100	±3	DF63-5S-3.96C
5	CB020406-052	200	±4	DF63-5S-3.96C
5	CB020406-053	300	±4	DF63-5S-3.96C
5	CB020406-054	500	±5	DF63-5S-3.96C
5	CB020406-055	1000	±5	DF63-5S-3.96C
5	CB020406-056	150	±3	DF63-5S-3.96C
6	CB020406-061	100	±3	DF63-6S-3.96C
6	CB020406-062	200	±4	DF63-6S-3.96C
6	CB020406-063	300	±4	DF63-6S-3.96C
6	CB020406-064	500	±5	DF63-6S-3.96C
6	CB020406-065	1000	±5	DF63-6S-3.96C
6	CB020406-066	150	±3	DF63-6S-3.96C

S/N	Q'TY	UNIT	DESCRIPTION
3	AR	M	UL3239 SILICON RUBBER CABLE, 16AWG, 150°C, 3KV, COLOR SEE TABLE
2	N	PCS	3.96MM PITCH CRIMPED FEMALE TERMINAL, 16-18AWG, HRS DF63A-1618SCF
1	1	PCS	3.96 Pitch_VH Series Housing_N Type_IJT: DF63-xS-3.96C

APPROVED	P/N:	CONBEONE				
RW	SEE TABLE	www.conbeone.com				
CHECKED	DOCH#	TITLE: 3.96MM PITCH WIRE HARNESS				
CT	SD-CB020406	HRS DF63, SINGLE END, TYPE BSE				
DRAWN	CUSTOMER COPY	SIZE	UNIT	SCALE	PAGE	REV
MW		A4	MM	N.T.S	1 OF 1	A

GENERAL TOLERANCE UNLESS SPECIFIED:  
0 PLC ±1.27  
1 PLC ±0.50  
2 PLC ±0.13  
3 PLC ±0.03  
4 PLC ±0.002  
ANGLES ±3°

THE DRAWING IS A CONTROLLED DOCUMENT FOR DONGGUAN CONBEONE TECHNOLOGY CO., LTD. IT IS SUBJECT TO CHANGE AND THE SEMPER ENGINEERING CONTROLLING ORGANIZATION SHOULD BE CONTACTED FOR LATEST REVISION.